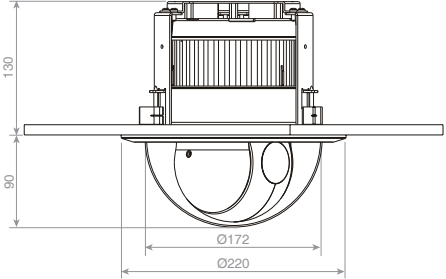

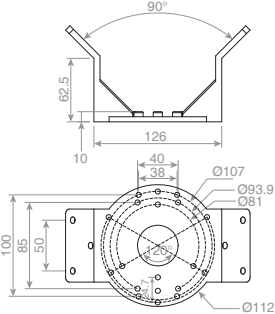
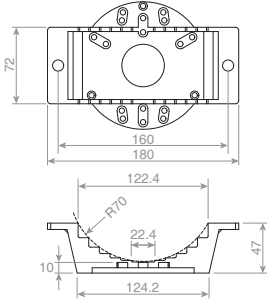


# CAMERA ACCESSORIES

## PTZ & ETC Accessories

TYPE	MODEL	SPEC	DIMENSION(mm)
Flush Mount Hardware	HCS251-HV 	Steel and Plastic Max. Load 2kg Horizontal View Tint Bubble	
Corner Mount	HCM150 	Die Casting Aluminum Max. Load 25kg	
Pole Mount	HCM151 	Die Casting Aluminum Max. Load 25kg	
Roof and Parapet Mount	HCM201 	Aluminum Construction 1-1/2" Pipe Max. Load 18kg	